


AUGUST 3, 2021

# The new Duolingo for Schools

by Tracee Miller



[English](#) · [Español](#)

## Welcome to Duolingo for Schools

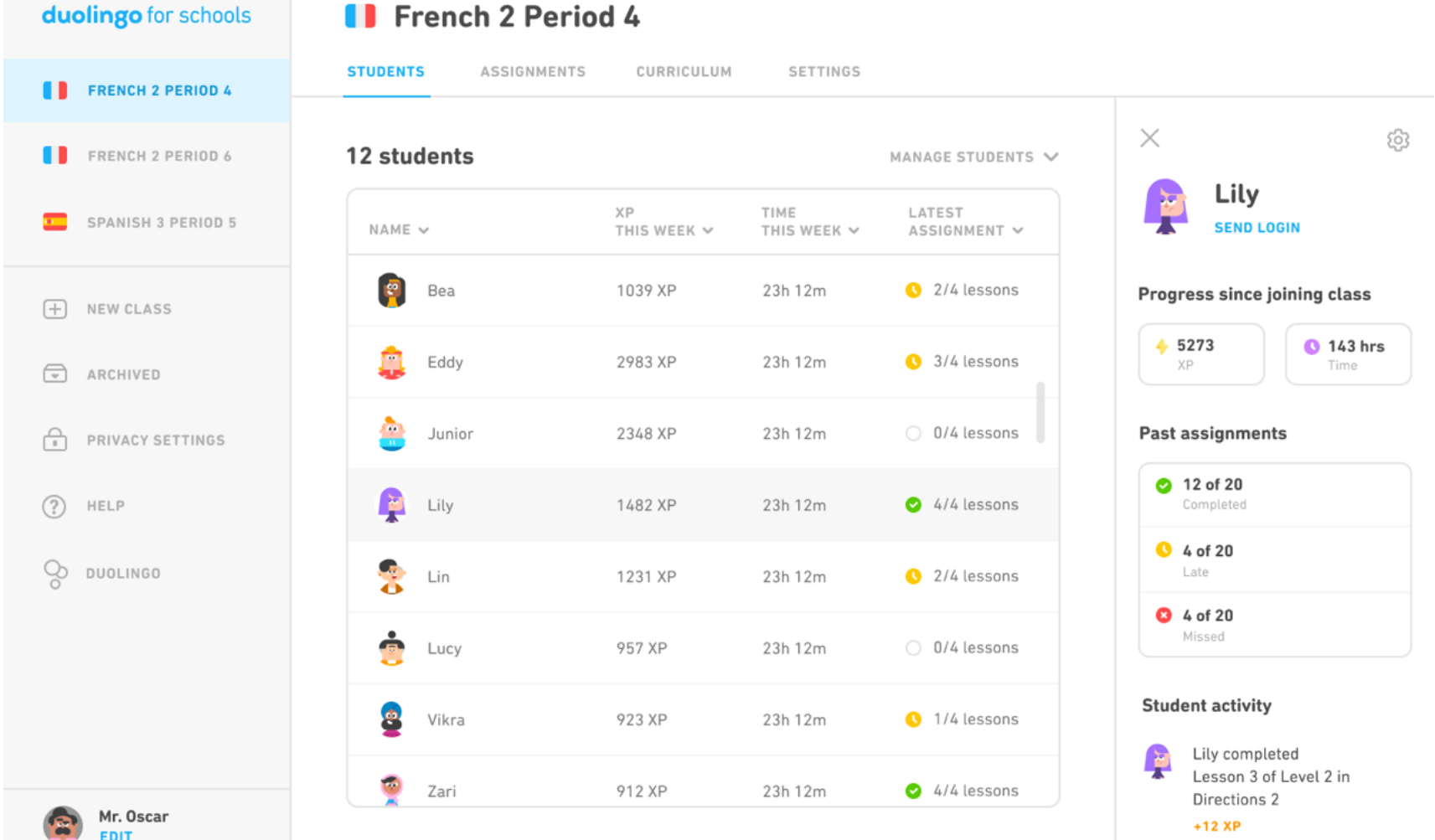
Duolingo’s new and improved (and always free) tools for teachers are here! Duolingo for Schools is a dashboard right inside of a teacher’s Duolingo account that allows them to create classrooms and assignments, and to follow students’ activity. We’re excited to work with educators to bring the world’s number one language learning app into classrooms, with features designed to maximize teacher effectiveness and student learning.

### Get started now!



## Manage classrooms

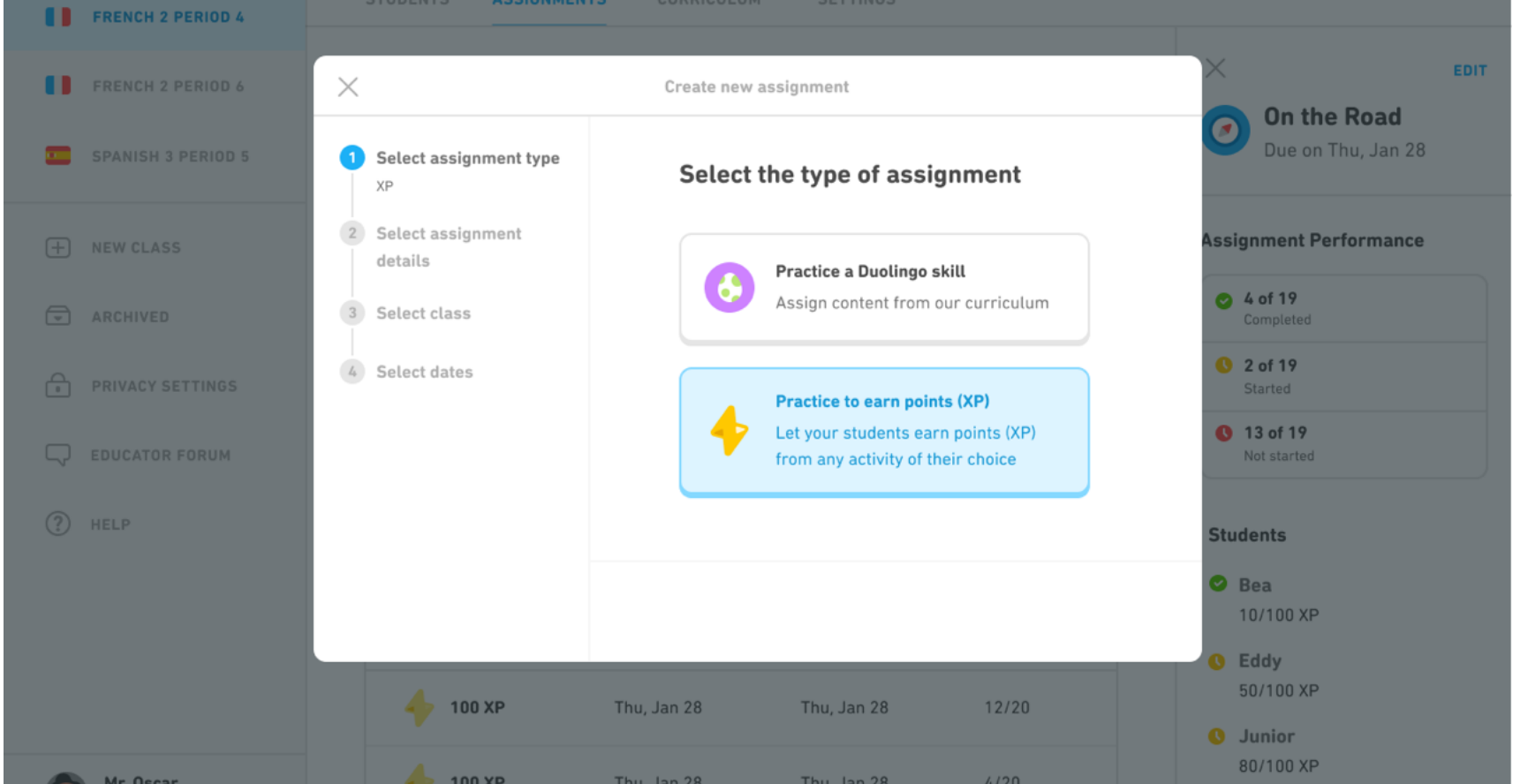
Get started with Duolingo for Schools by navigating to [schools.duolingo.com](https://schools.duolingo.com), signing into your Duolingo account, and creating as many classrooms as you need. You can invite students by sending them email invitations, personalized links, or class codes. You can also create accounts for students, or have them make their own accounts and invite you to track their progress from their account settings. Once you’ve set up your classrooms, you can see who has joined, re-send login information to students who haven’t accepted your invitation, and adjust a variety of classroom settings, from the name of the classroom to the settings that determine what type of content your students are able to engage with.



## Create assignments

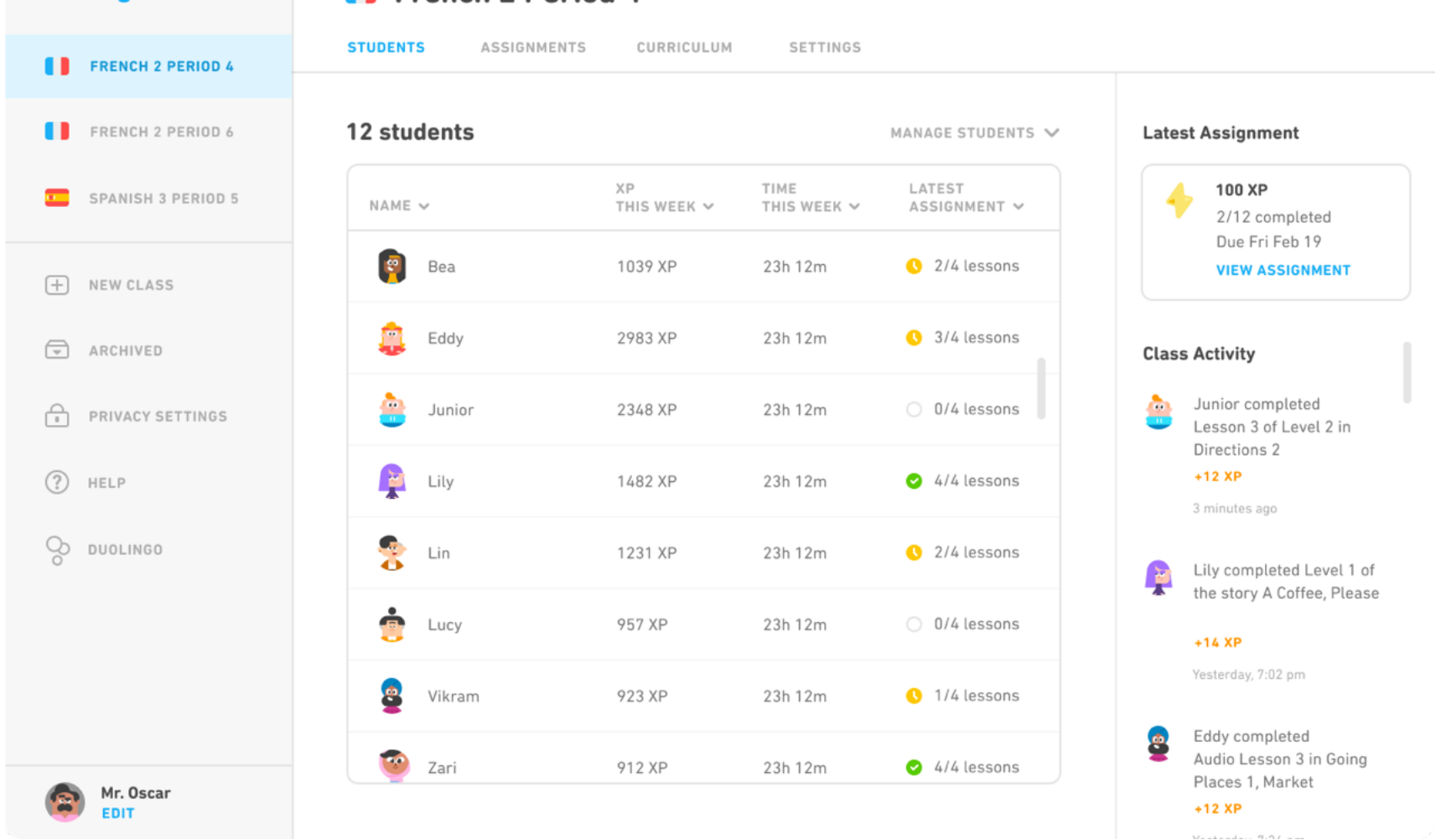
Duolingo is the world’s most popular language-learning platform and is designed to feel like a game that will keep your students coming back for more. On Duolingo, learners earn XP, or experience points, whenever they do activities, like completing a lesson or reading a Story. Duolingo Skills are colorful circles that cover the vocabulary and grammar relevant to a particular communicative function, like how to order food in the Restaurant Skill. Each skill is made up of multiple lessons, or collections of exercises that target subsets of content. For more information about learning on Duolingo, check out [this blog post](#)!

Augment your curriculum by assigning specific Duolingo Skills to your students, or encourage independent learning by creating XP assignments that allow students to interact with any Duolingo material they choose, including features that extend beyond core lesson material, such as Stories. The Curriculum tab shows what Duolingo Skills and words are available in each course and unit, as well as the CEFR level to which the course and unit are aligned.



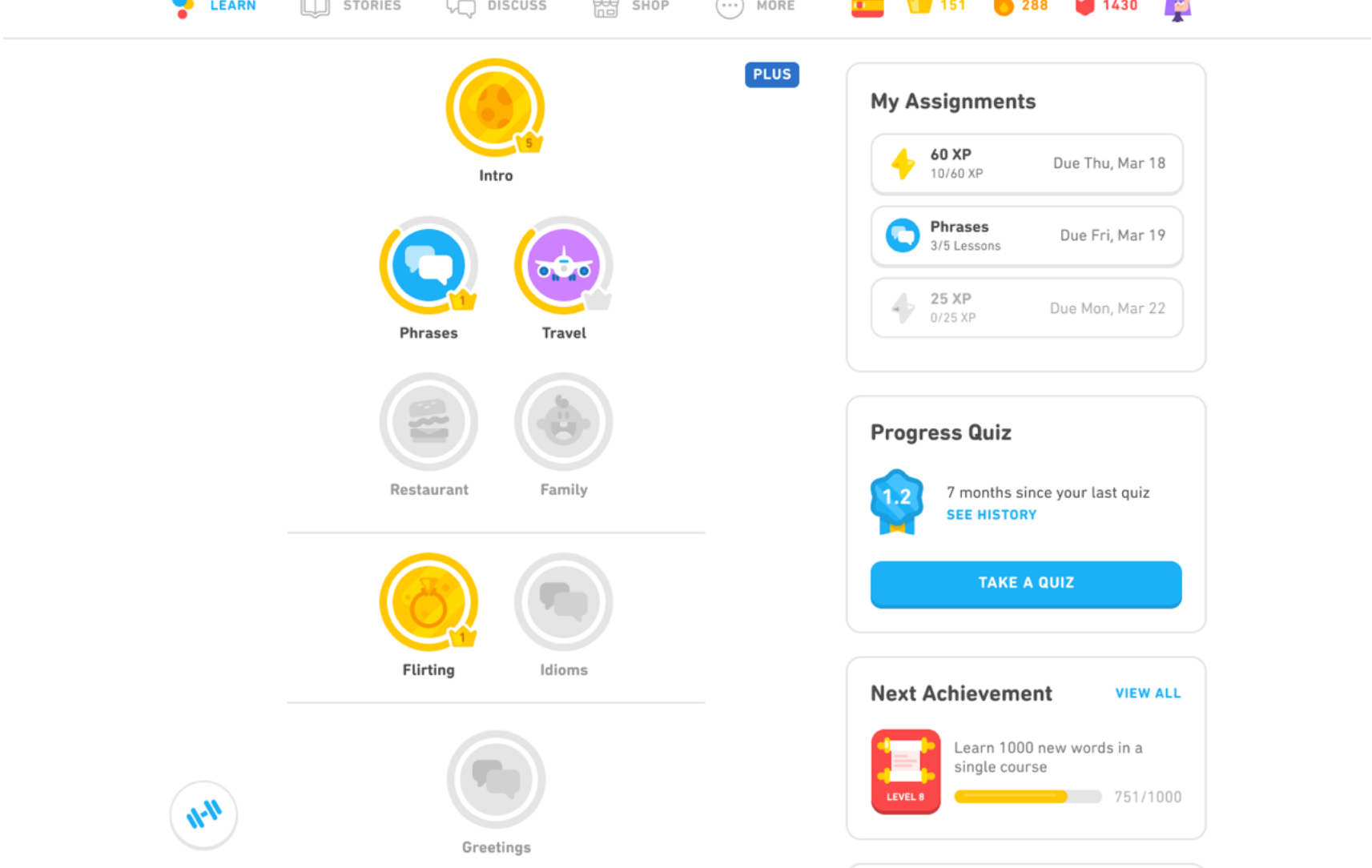
## View student activity

The Students tab provides insights that will help inform instruction, and here you’ll find class- and student-level data on assignment progress and activity completion. You can track how much time each student has spent learning, along with the XP they have earned each week. Individual student data goes deeper to show the number of assignments students have completed on time or late, as well as a feed of all activity they’ve completed.



## The student experience

Students who log into Duolingo on the web can access their assignments on the right-hand side of their screens. While the assignment list itself won’t show up for students on the mobile app, all work or activity that they complete on any device will count toward their assignment progress.



## The future

This is only the beginning for Duolingo for Schools! Our team is working hard to bring new features and important updates to educators everywhere. Check out the [News and Updates](#) section of our Help Center to stay up-to-date with the latest developments. If you are a teacher, head to [schools.duolingo.com](https://schools.duolingo.com) to get your classes up and running. And if you know a teacher, share this exciting news with them today!

WRITTEN BY [ALL AUTHORS](#) >

Tracee Miller

NOVEMBER 14, 2021

LEARNING

What are pronouns, and how do different languages use them?

by Cindy Blanco

NOVEMBER 5, 2021

LEARNING

Time warp: Learning to tell time in another language

by Hope Wilson and Cindy Blanco